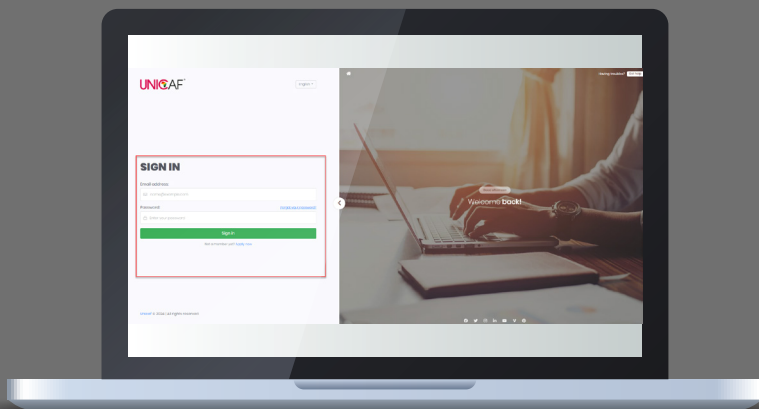


HOW TO REFER A FRIEND FOR A UNICAF SCHOLARSHIP THROUGH YOUR UNIQUE REFERRAL LINK

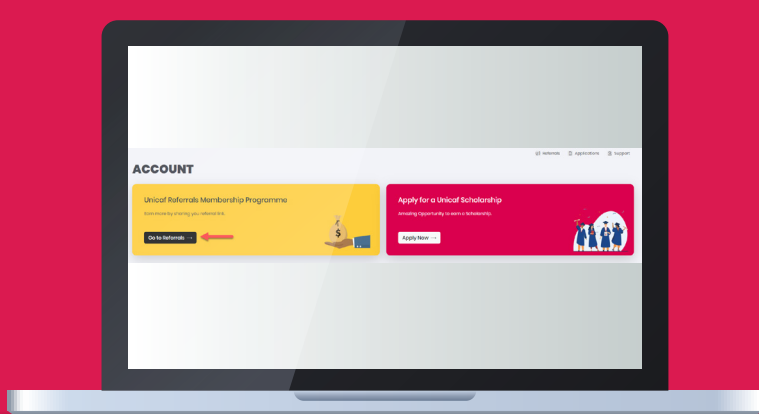
1

Log in to your account (<https://app.unicafe.org/account/login>) using your email address and the password generated



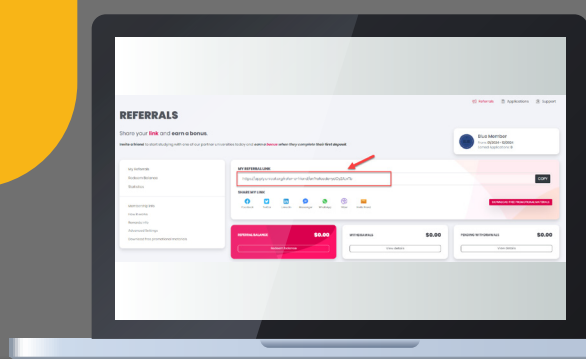
***Note:** If you forgot your password: Click “Forgot your password?” and you will receive an email with instructions on how to reset your password

2




Choose the Unicafe Referrals Membership Programme

3




OR



Copy and share your unique link to your friends to use

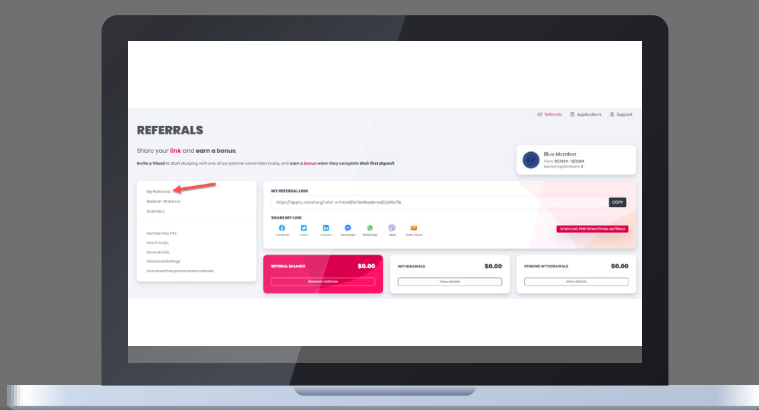
Copy and paste your unique referral link to a web browser, press “Apply Now” and insert the details of the person/s you would like to refer

4



Once the referral Unicafe scholarship application is submitted, one of our student advisers will contact your referral/s to guide them throughout the process of their application

5



Review the progress of your referrals by clicking on the “My Referrals” section

6

EARN MONEY AS A REFERRAL FEE!



Once your referrals register with one of the Unicafe partner universities and complete all the steps you will be able to redeem your cash reward!

For any questions, please contact us at: referafriend@unicafe.org